



*Classica offers flexibility to design for needs throughout your project—from luxurious walk-in closets to mudrooms to entertainment centers.*



**ARCAT®**

Exceptional construction and enduring style are the hallmarks of Classica, the traditional collection from Organized Living. Beautifully crafted with  $\frac{3}{4}$ " melamine and 2 mil radius edgebanding, Classica organizes and complements a range of storage spaces, particularly the master suite. Decorative door fronts and drawer fronts can add a contemporary appeal.

**The unique cleat mounting system combines superior strength with ease of installation.**

Defined by fine craftsmanship, engineering expertise, and simplified installation, Classica sets the standard for beauty and durability.

#### Why specify Classica?

- There are 14", 19" and 24" depths for design flexibility.
- Offer a broad range of design options with flexibility for both floor and wall mount.
- Available in colors to meet today's

furniture trends; along with decorative and plain drawer fronts to meet different project styles.

- Classica is manufactured with **furniture grade melamine and full extension drawer glides.**
- The Classica system is **green** – there are no VOCs and the board is CARB compliant.
- Classica is **made in the USA.**
- Efficient storage **maximizes the smaller floorplans** that you are asked to design.

#### High Quality Details

- Mechanical properties are results conducted in accordance with ASTM D 1037-06a "Standard test methods for Evaluating the Properties of Wood-based Fiber and Partical Board Materials."
- All board and finish are classified "Furniture Grade."
- Density Range (pcf): 47-50
- Screw-holding (lbs): 225 face and 180 edge
- Flame Spread Rating: Class III or C


#### Certifications

- California ARB approved TPC-1 to comply with CCR 93120.2 (CARB Composite Wood ATCM)
- Formaldehyde emission requirements for particle board ANSI A208.1-2009
- ECC Sustainability Standard CPA 4-11, fiber sourcing and manufacturing process
- 100% Recycled/Recovered Fiber content
- FSC-Forest Stewardship Council Certification (SCS-COC-00300).



**Visit ARCAT.com** to download specifications, and use SpecWizard and BIM objects. Go to **OrganizedLiving.com** for ideas. **Call us at 513-277-3700. We can do custom designs for your project that easily convert to shop drawings.**

## Cabinet Components



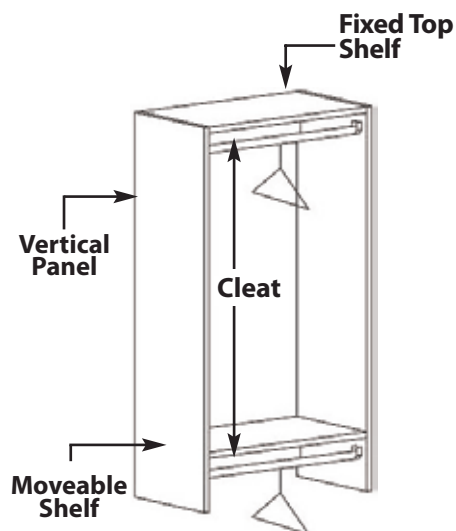
**Vertical Panels**  
14"/19"/24" Depths  
31"/48"/72"/87"/96" Tall



**Hutch Panels**  
19" Bottom/14" Top Depth  
96" Tall



**Cleats**  
18"/24"/30"/36"/96" Wide




**Shelves**  
14"/19"/24" Depths  
18"/24"/30"/36"/96" Wide



**Corner Shelf**  
14" Deep  
Between 22" & 31" Wide



**Decorative Door**  
12"/15" Wide  
31"/35"/40"/49" Tall



**Drawers (decorative or plain fronts)**  
14 or 19" Deep  
24"/30" Wide  
5"/7.5"/10" Tall



**Hanging Rod**  
24"/30"/36"/96"  
Can be cut to any length

**Colors** White Bisque Cypress Live Modern Cherry Chocolate Pear Driftwood Live Granite Gray  
(garage only)

## Hardware



**Melamine Screw**  
May be used with Melamine Anchor or directly into studs.



**Melamine Anchor**  
Anchor and screw go directly through cleats into drywall to mount cabinets to wall.



**Rod Flange**  
Supports Hanging Rod on either end in cabinet.



**Double Connecting Bolts**  
Allows 2 cabinets to be mounted while sharing the same panel.



**Rasant Bolts**  
Attaches Rasant shelves to panels



**EuroScrews**  
Fastens drawer glides to panel



**Shelf Pins**  
Supports Moveable Shelves.



**Connecting Bolts**  
Inserts into panels to mount fixed shelves and cleats.

## 1.1 QUALITY ASSURANCE

- A. Manufacturer Qualifications: With more than 90 years of engineering and manufacturing excellence, Organized Living delivers the strongest home storage and organization solutions for every area of the home.
- B. Installer Qualifications: Factory trained and product experienced.
- C. Provide Computer Generated 3-Dimensional drawings for each design variation.
- D. Mock-Up: Provide a mock-up for evaluation of surface preparation techniques and application workmanship.
1. Finish areas designated by Architect.
  2. Do not proceed with remaining work until workmanship, color, and product selection are approved by Architect.
  3. Refinish mock-up area as required to produce acceptable work.

## 1.2 DELIVERY, STORAGE, AND HANDLING

- A. Store products in manufacturer's unopened packaging until ready for installation.

## 1.3 PROJECT CONDITIONS

- A. Maintain environmental conditions (temperature, humidity, and ventilation) within limits recommended by manufacturer for optimum results. Do not install products under environmental conditions outside manufacturer's absolute limits.

## 1.4 WARRANTY

- Manufacturer warrants for 10 years, as long as the original purchaser owns the product against defects in material and workmanship that impair the utility of the product. This warranty applies under conditions of normal use as a storage organization system. This warranty excludes product damage due to improper installation or product abuse or misuse, whether inflicted by an installing contractor, service company or others. Non residential applications are limited to a two year warranty.

## PART 2 PRODUCTS

### 2.1 MANUFACTURERS

- A. Acceptable Manufacturer: Organized Living; 3100 E Kemper Rd, Cincinnati, OH 45241. Tel: (800) 669-3225. Tel: (513) 277-3700. Fax: (513) 277-3701. Email: customerservice@organizedliving.com. www.OrganizedLiving.com.
- B. Substitutions: Not permitted due to Organized Living higher quality engineering specifications on wire and rod gauges and baked on epoxy powder coating.
- C. Requests for substitutions will be considered in accordance with provisions of Section 01600. A. Product: Classica

### 2.2 CLOSET SYSTEMS - CLASSICA

- A. Products: Classica built-in wood closet systems as manufactured by Organized Living; including components and accessories as required for complete installation.
- B. Structural Performance:
1. 45 pound, furniture grade melamine coated particleboard drawers, cabinets. Edgebanding as scheduled, indicated on Drawings and required for complete installation. Doweled and screwed joints.
  2. Cleats Mounted to wall in Floor and Wall Mounted Cabinets, one at the top and one at the bottom.
    - a. Top Cleat is mounted to wall with one hollow wall anchor in each corner and one screw into stud.
    - b. Bottom cleat is mounted to wall with one hollow wall anchor in each corner for cabinet stability.
  3. Full extension drawer guides.
  4. 3-way adjustable concealed hinges.
  5. Knobs, pulls and handles in chrome, nickel and black as scheduled, indicated on Drawings and required for complete installation.

6. Accessories: Drawer locks, hooks as scheduled, indicated on Drawings and required for complete installation.
- C. Design:
  1. Colors and Finishes for Components and Accessories: As scheduled and indicated on Drawings.
  2. Colors and Finishes for Components and Accessories: Cherry.
  3. Colors and Finishes for Components and Accessories: Maple.
  4. Colors and Finishes for Components and Accessories: White.
  5. Colors and Finishes for Components and Accessories: Bisque.
  6. Colors and Finishes for Components and Accessories: Chocolate Pear.
  7. Colors and Finishes for Components and Accessories: Driftwood.

#### D. Components:

1. Component Types: As scheduled and indicated on Drawings.
2. Vertical Panels: Modular depths of 14 inches (356 mm), 19 inches (483 mm), and 24 inches (610 mm) as scheduled and as indicated on Drawings.
  - a. Wall Mount: 14 inch (356 mm) depth.
  - b. Floor Mount: Available in 14 inch (356 mm) depth or 19 inch (483 mm) and 24 inches (610 mm) Hutch Panel as scheduled and as indicated on Drawings. Specify Toe Kicks in Floor Mount.
3. Fixed Shelves for Cabinet Construction: Modular depths in widths of 18 inches (457 mm), 24 inches (610 mm), 30 inches (762 mm) and 36 inches (914 mm) as scheduled and as indicated on Drawings. 19 inches (483 mm) and 24 inches (610 mm) depths in widths of 24 inches (610 mm) and 30 inches (762 mm) installed as scheduled and as indicated on Drawings.
4. Rasant Fixed Shelves to Stabilize Cabinet: Modular depths in widths of 18 inches (457 mm), 24 inches (610 mm), 30 inches (762 mm) and 36 inches (914 mm) as scheduled and as indicated on Drawings. 19 inches (483 mm) and 24 inches (610 mm) depths in widths of 24 inches (610 mm) and 30 inches (762 mm) installed as scheduled and as indicated on Drawings.
5. Moveable Shelves for storage within Cabinet: 13-3/4 inches (349 mm) deep in widths of 18 inches (457 mm), 24 inches (610 mm), 30 inches (762 mm), 36 inches (914 mm) and 96 inches (2438 mm) as scheduled and as indicated on Drawings. 18-3/4 inches (476 mm) and 23-3/4 inches (603 mm) depths in widths of 24 inches (610 mm), 30 inches (762 mm) and 96 inches (2438 mm) installed as scheduled and as indicated on Drawings.
6. Wood Cleats for mounting Cabinets to wall: 5 inch (127mm) tall cleat in widths of 18 inches (457 mm), 24 inches (610 mm), 30 inches (762 mm), 36 inches (914 mm) and 96 inches (2438 mm) installed as scheduled, indicated on Drawings and required for complete installation.
  - a. Double Set of Cleats installed in Floor and Wall Mounted Cabinets, one at the top and one at the bottom.
  - b. Top Cleat is mounted to wall with one hollow wall anchor in each corner and one screw into stud. Bottom cleat is mounted to wall with one hollow wall anchor in each corner.

7. Mounting Hardware: Hollow wall anchor system.
8. Drawers and Cabinet Fronts for within Cabinet: 24 inches (610 mm) and 30 inches (762 mm) wide cabinets in heights of 5 inches (127 mm) - 14 inches (356 mm) deep only, 7-1/2 inches (191 mm) and 10 inches (254 mm) - 14 inches (356 mm) and 19 inches (483 mm) deep only as scheduled and as indicated on Drawings. Decorative door and drawer fronts as scheduled and indicated on Drawings.
9. Doors: 24 inches (610 mm) and 30 inches (762 mm) wide in heights of 31 inches (787 mm), 35 inches (889 mm), 40 inches (1016 mm), and 49 inches (1245 mm) as scheduled and as indicated on Drawings. Panel doors and plain doors (available in white only). Field installed custom panel inserts as scheduled and indicated on Drawings.
10. Island Cabinets: 41-1/8 inches (1045 mm) high utilizing 26 inches (660 mm) and 32 inches (813 mm) modular

cabinets ganged together with drawers, doors and inserts. Tops not provided.

#### E. Accessories:

1. Accessory Type: As scheduled and indicated on Drawings.
2. Accessory Type: Shelf and Rod Supports.
3. Accessory Type: Jewelry Inserts.
4. Accessory Type: Shoe Cubbies.
5. Accessory Type: Wine Cubbies.
6. Accessory Type: Tie Racks.
7. Accessory Type: Next Day Rods.
8. Accessory Type: Belt Racks.
9. Accessory Type: Crown Molding.
10. Accessory Type: Hampers.
11. Accessory Type: Baskets.
12. Accessory Type: Shoe Shelves.
13. Accessory Type: Hook Strips.

## PART 3 EXECUTION

### 3.1 EXAMINATION

- A. Prepared spaces are sized and located in accordance with shop drawings.
- B. Framing, reinforcement and anchoring devices are correct type and are located in accordance with shop drawings.

### 3.2 PREPARATION

- A. Layout scheduled components prior to installation to verify wall to wall and floor to ceiling heights, widths, plumb and flatness of surfaces.
- B. Prepare anchor locations and select anchor types using the methods recommended by the manufacturer for achieving the best result for the substrate under the project conditions.

### 3.3 INSTALLATION

- A. Can be installed in any substrate in accordance with manufacturer's instructions.
- B. Install components true to line, square with adjacent components with drawer glides and working hardware operating smoothly without binding, or gaps when closed.

### 3.4 PROTECTION

- A. Protect installed products until completion of project.
- B. Touch-up, repair or replace damaged products before Substantial Completion.

